

期权策略的风险指标系统： Greeks的介绍与应用

浙江中大 孙超

内容

- **Option 101**
- **Greeks**简介
- 期权策略简介
- 应用**Greeks**管理期权策略

Options 101

- **Black 模型, 等价关系 Put-Call Parity**
- **内在价值 Intrinsic Value, 时间价值 Time Value**
- **杠杆效应 Leverage Effect (Quiz)**
- **合成定价 Synthetic pricing for European Option**

Black 模型

$$C(t) = e^{-r(T-t)} \left[F^{T_1}(t) N(d_1) - kN(d_2) \right]$$

$$d_1 = \frac{\ln\left(\frac{F^{T_1}(t)}{k}\right) + \frac{1}{2}\sigma^2(T-t)}{\sigma\sqrt{T-t}}$$

$$d_2 = d_1 - \sigma\sqrt{T-t}$$

等价关系 Put Call Parity

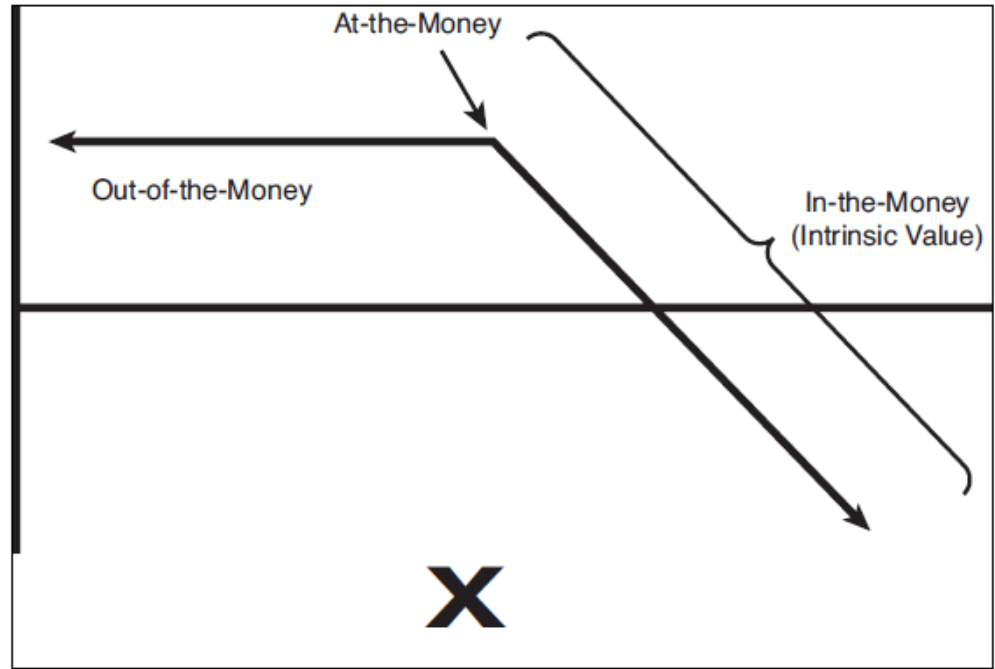
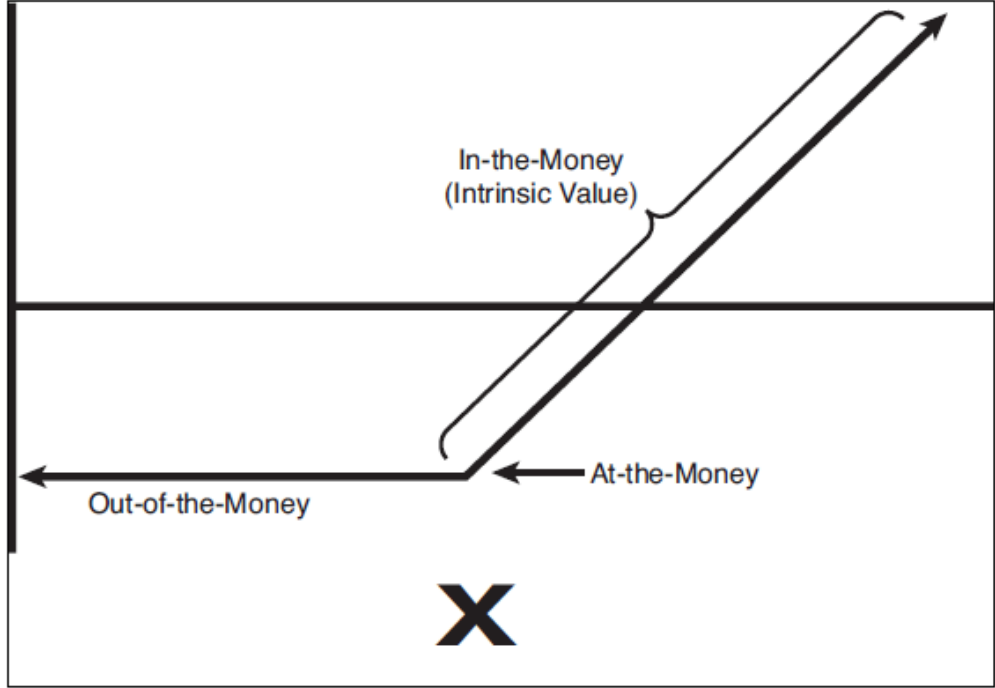
- Formula for put can be obtained from put-call parity

$$C(t) + ke^{-r(T-t)} = F^{T_1}(t)e^{-r(T-t)} + P(t)$$

- In fact, future price behaves like that of a stock paying a continuous dividend rate equal to r

内在价值 Intrinsic Value

- **The amount that**
 - Market price is higher than strike price for a call
 - Market price is lower than strike price for a put
- **In-the-money**
 - Future price is above/below strike price (call/put)
- **At-the-money**
 - Future price equals to the strike price
- **Out-of-the-money**
 - Future price is below/above strike price (call/put)



时间价值 Time Value

- We have intrinsic value of option, time value is the remaining part
- The option price can be decomposed as
$$C(t) = \text{Intrinsic value} + \text{Time value}$$

杠杆效应 Leverage effect

- From black model, it is easy to have $\frac{\delta C}{C} > \frac{\delta S}{S}$
- The return generated by money invested in the call is strictly higher than the return on underlying asset during the same period

提问 Quiz

- Which of the following long call options provides greater leverage?
 - A. 100 contracts costing \$0.24/\$10 out-of-the-money
 - B. 10 contracts costing \$2.57/at-the-money

合成定价 Synthetic Pricing

- **Asset or Nothing**
- **Cash or Nothing**

Greeks 简介

- **Greeks**, 期权风险度量系统
- **Greeks** 与影响期权价格的因素
 - 标的资产价格 (**delta, gamma**)
 - 到期日 (**theta**)
 - 波动率 (**vega**)
 - 无风险利率 (**rho**)

Delta

- 期权价格对标的资产价格的偏导数
- 度量了期权价值对标的资产价格变化的敏感程度
- 其定义为

$$\Delta = \frac{\partial \Pi}{\partial S}$$

- 根据**Black-Scholes**公式，欧式期权的delta是：

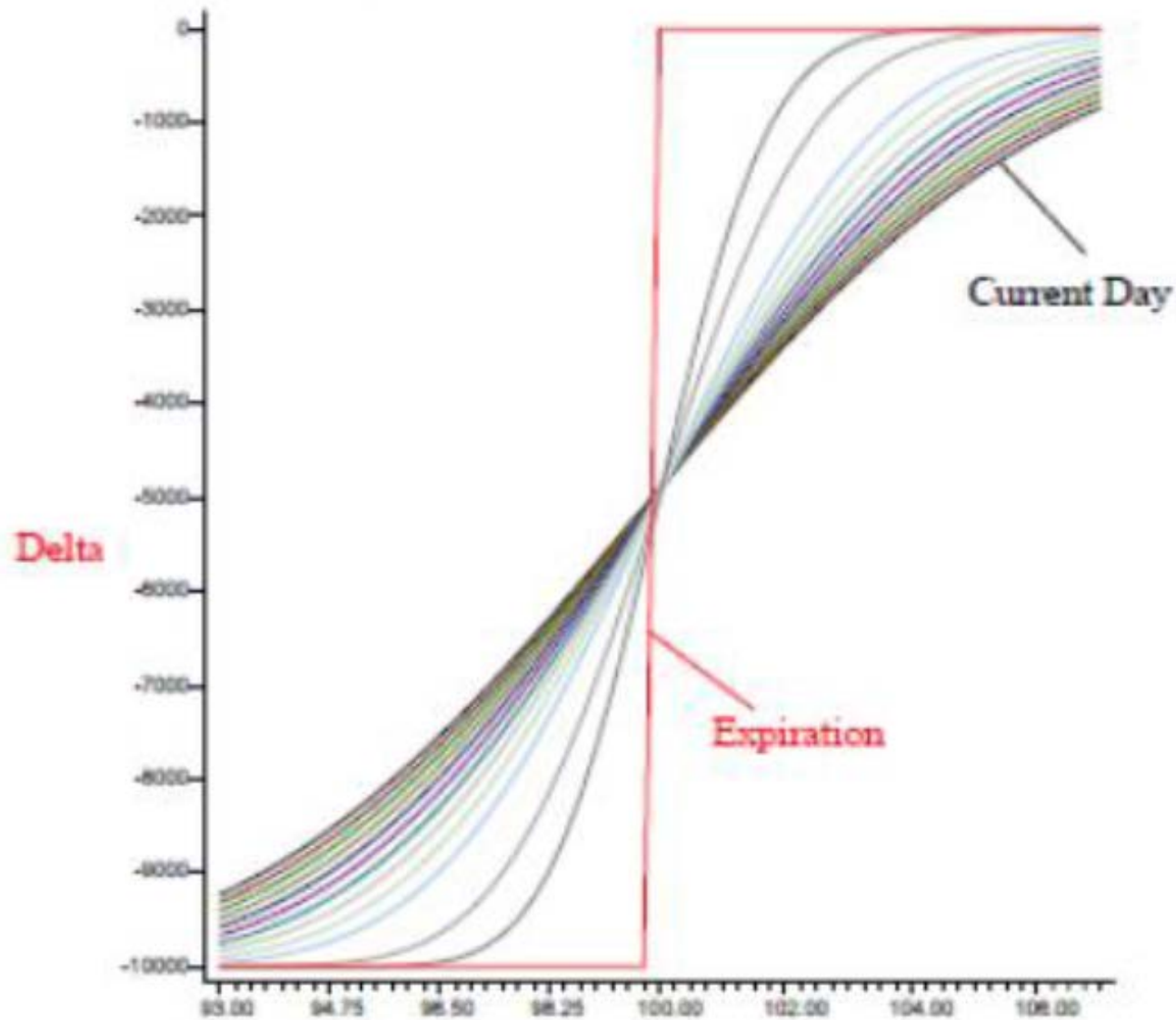
$$\Delta_c = e^{-qT} N(d_1), \quad \Delta_p = e^{-qT} N(d_1) - 1$$

Δ 受标的资产价格和时间变化的影响

- 标的资产价格对 Δ 的影响
 - 平值的看跌期权的 Δ 接近 **-0.5**
 - 当看跌期权变为深度实值期权时， Δ 趋于**-1**
 - 当看跌期权变为深度虚值期权时， Δ 趋于**0**

 - 平值的看涨期权的 Δ 接近 **0.5**
 - 当看涨期权变为深度实值期权时， Δ 趋于**1**
 - 当看涨期权变为深度虚值期权时， Δ 趋于**0**
- 越临近到期日，期权的 Δ 越大（如图）

100*100 Puts Delta--91 Days, 10% Volatility, .01% Interest and Using Black-Scholes Futures Style Margin



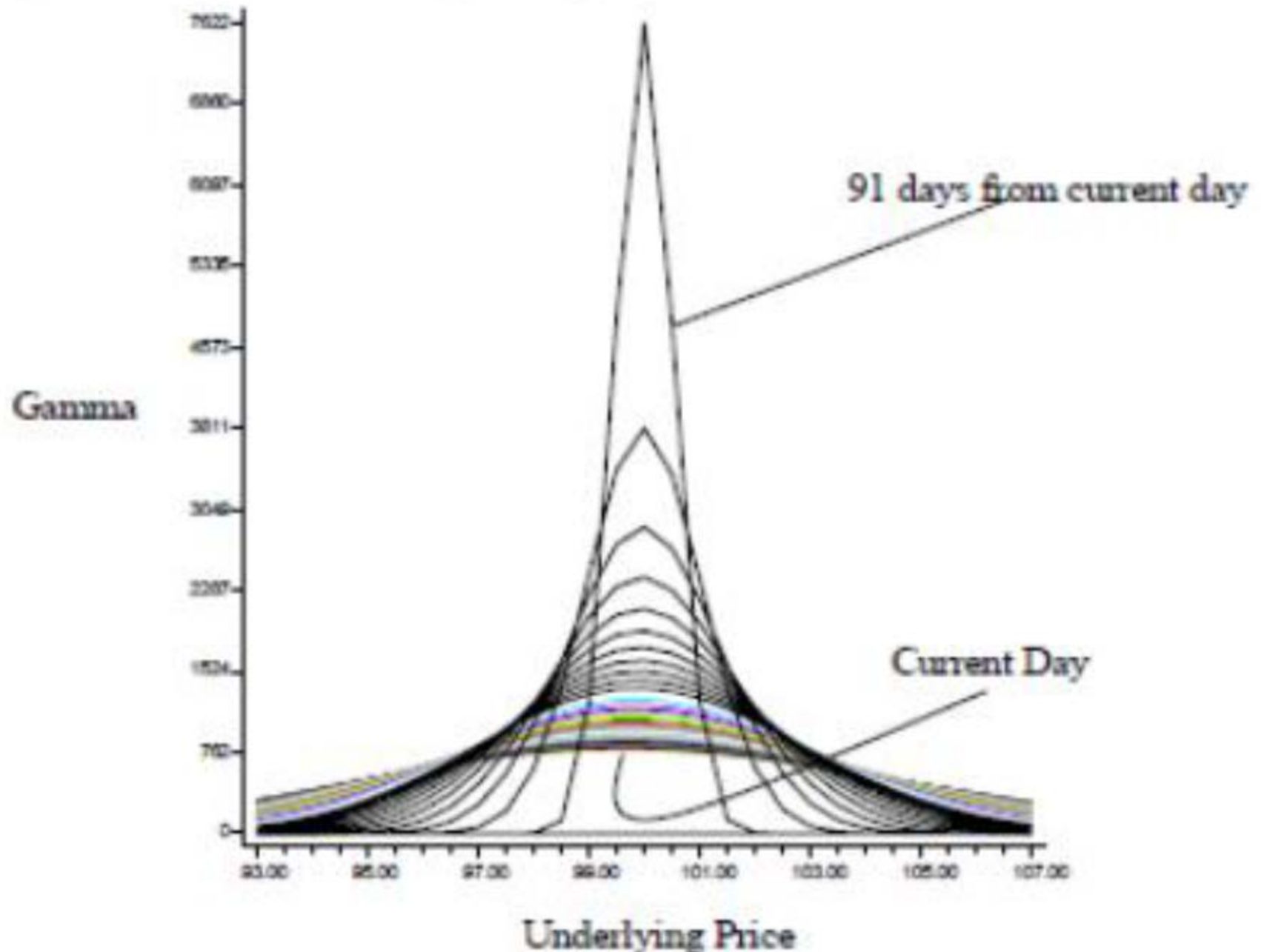
Gamma

- 期权价格对标的资产价格的二阶偏导数
- 度量了期权**Delta**对标的资产价格变化的敏感性
- 其定义为： $\Gamma = \frac{\partial^2 \Pi}{\partial S^2}$
- 对于欧式期权，**Gamma**为：

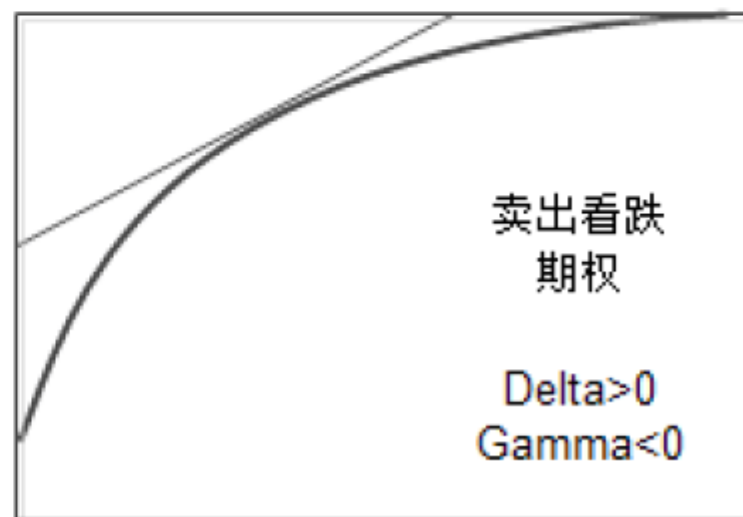
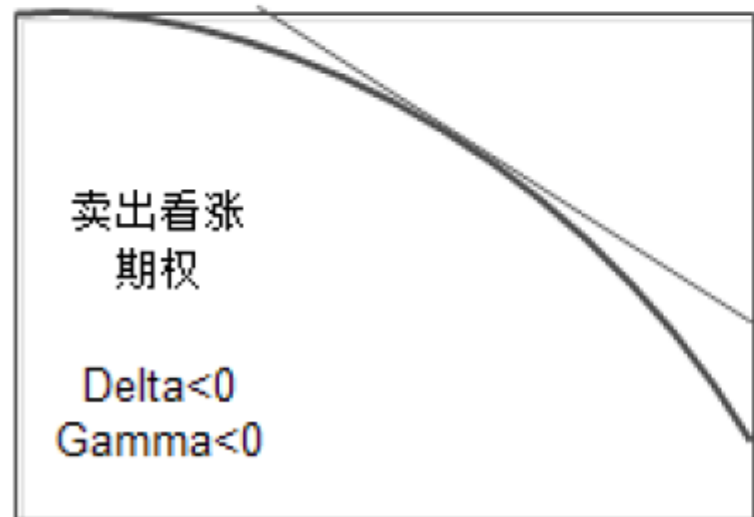
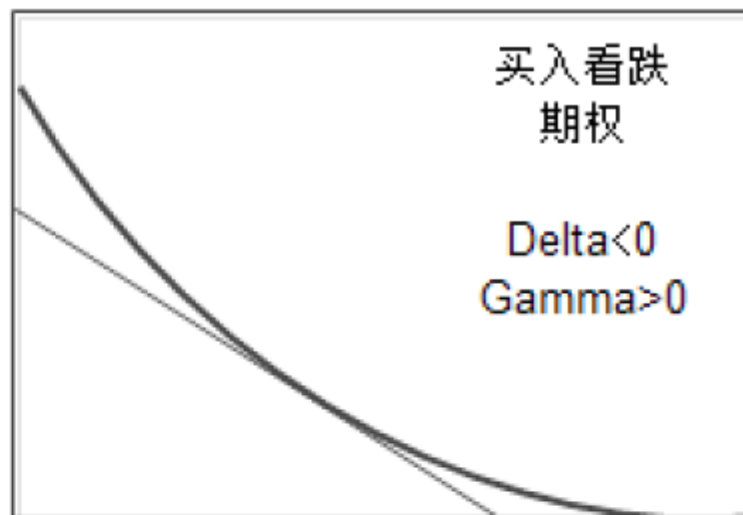
$$\Gamma_c = \Gamma_p = \frac{e^{-qT} N'(d_1)}{S_0 \sigma \sqrt{T}}$$

- 越接近于到期日，**gamma**越大

100*100 Strike Gamma over Time -- 91 Days, 10% Volatility, .01% Interest and Using Black-Scholes Futures Style Margin



Delta、Gamma 的符号



Theta

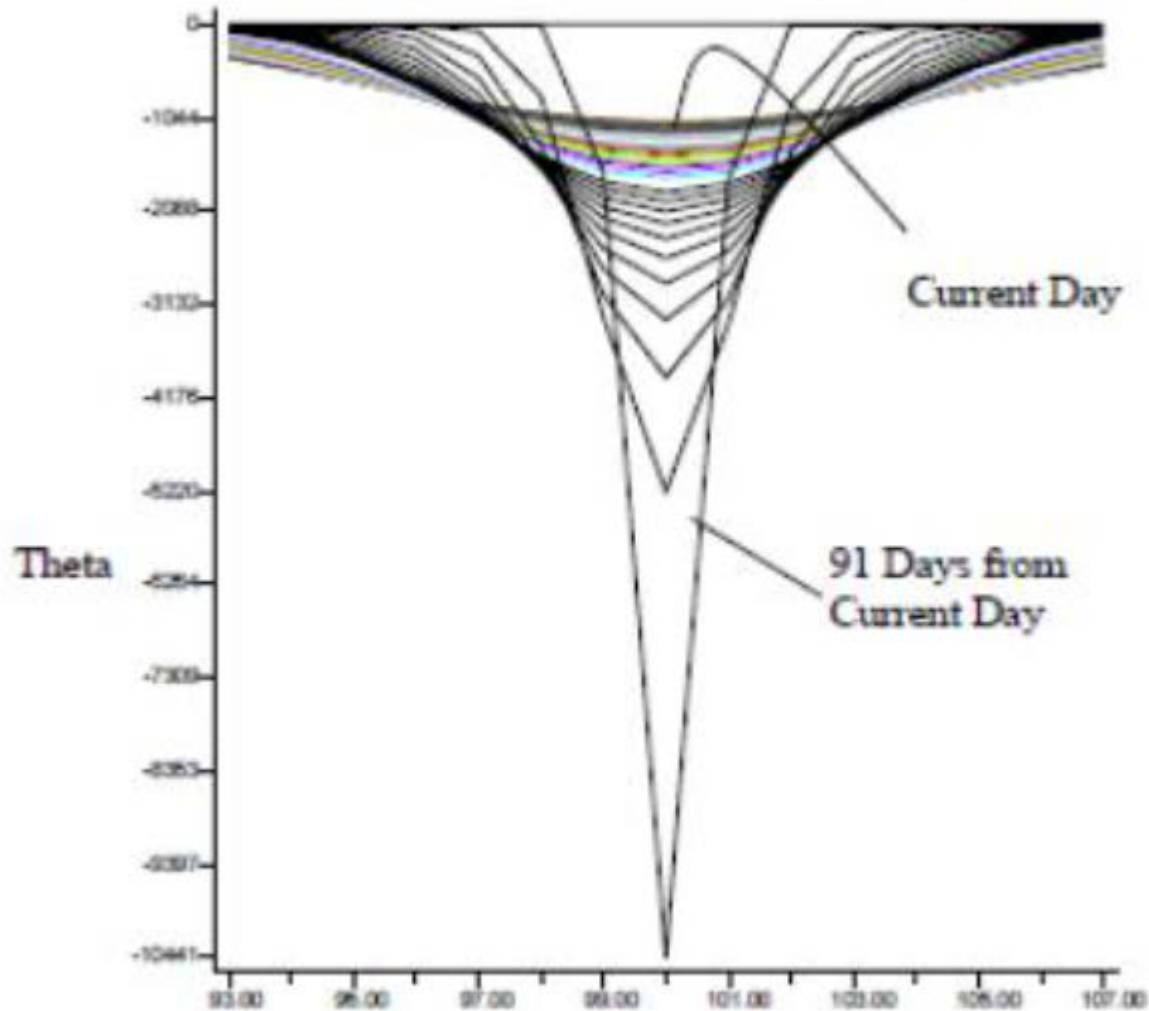
- 期权价格对时间的偏导数
- 度量了期权价格随时间衰减的速度
- 定义为 $\theta = \frac{\partial \Pi}{\partial t}$
- 欧式期权的**Theta**为

$$\theta_c = -\frac{Se^{-qT}\sigma N'(d_1)}{2\sqrt{T}} + qSe^{-qT}N(d_1) - rKe^{-rT}N(d_2)$$

$$\theta_p = -\frac{Se^{-qT}\sigma N'(d_1)}{2\sqrt{T}} - qSe^{-qT}N(-d_1) + rKe^{-rT}N(-d_2)$$

- 多头头寸的**theta**值通常为负
- 随着时间消逝，期权价值在下降
- 下图表示了对于各种价格和到期日的标的资产，看涨期权的**theta**值的动态特征

100*100 Strike Theta as the Underlying Changes– 91 Days, 10% Volatility, .01% Interest and Using Black-Scholes Futures Style Margin



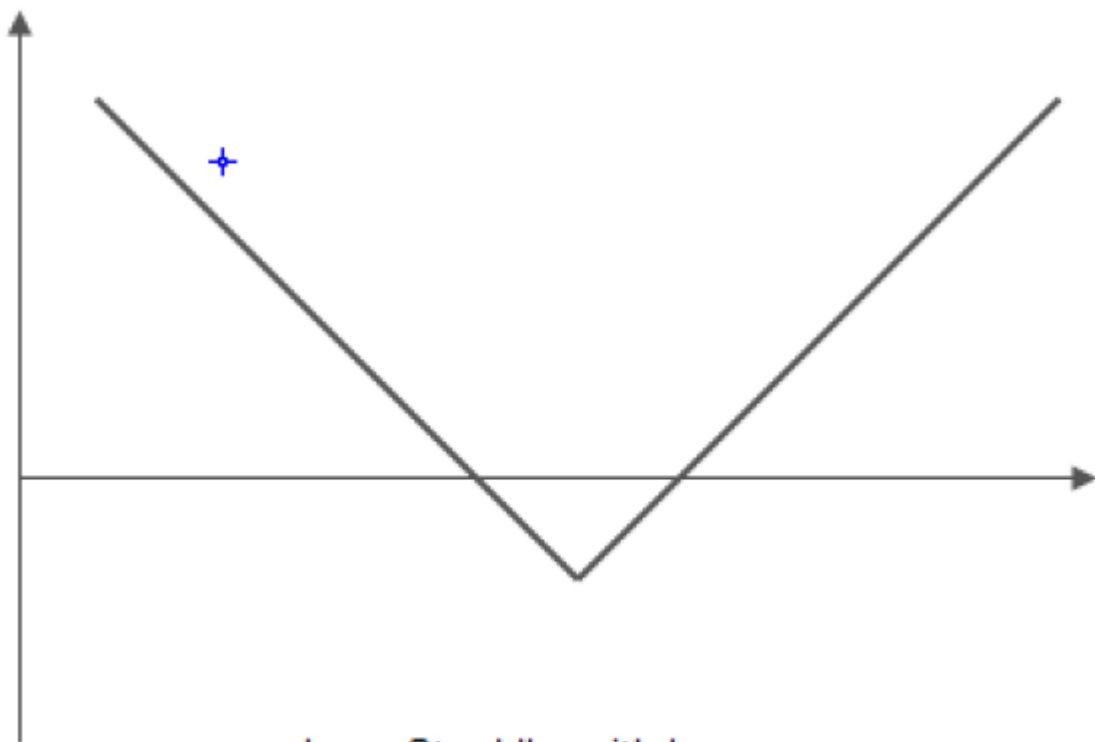
Gamma 和 Theta 的关系

- **Delta, Gamma** $\theta + rS\Delta + \frac{1}{2}\sigma^2 S^2 \Gamma = r\Pi$ 有如下关系:

- 在一个delta中性的组合中 **delta=0**, 故

$$\theta + \frac{1}{2}\sigma^2 S^2 \Gamma = r\Pi$$

- 对于一个**delta**中性，正**gamma**投资组合，必定有负的**theta**
- 此投资组合，赚取价格变动的收益，但随着时间趋于到期日而逐渐减值
- 例： **Long straddle**



Long Straddle, with long positive gamma and negative theta

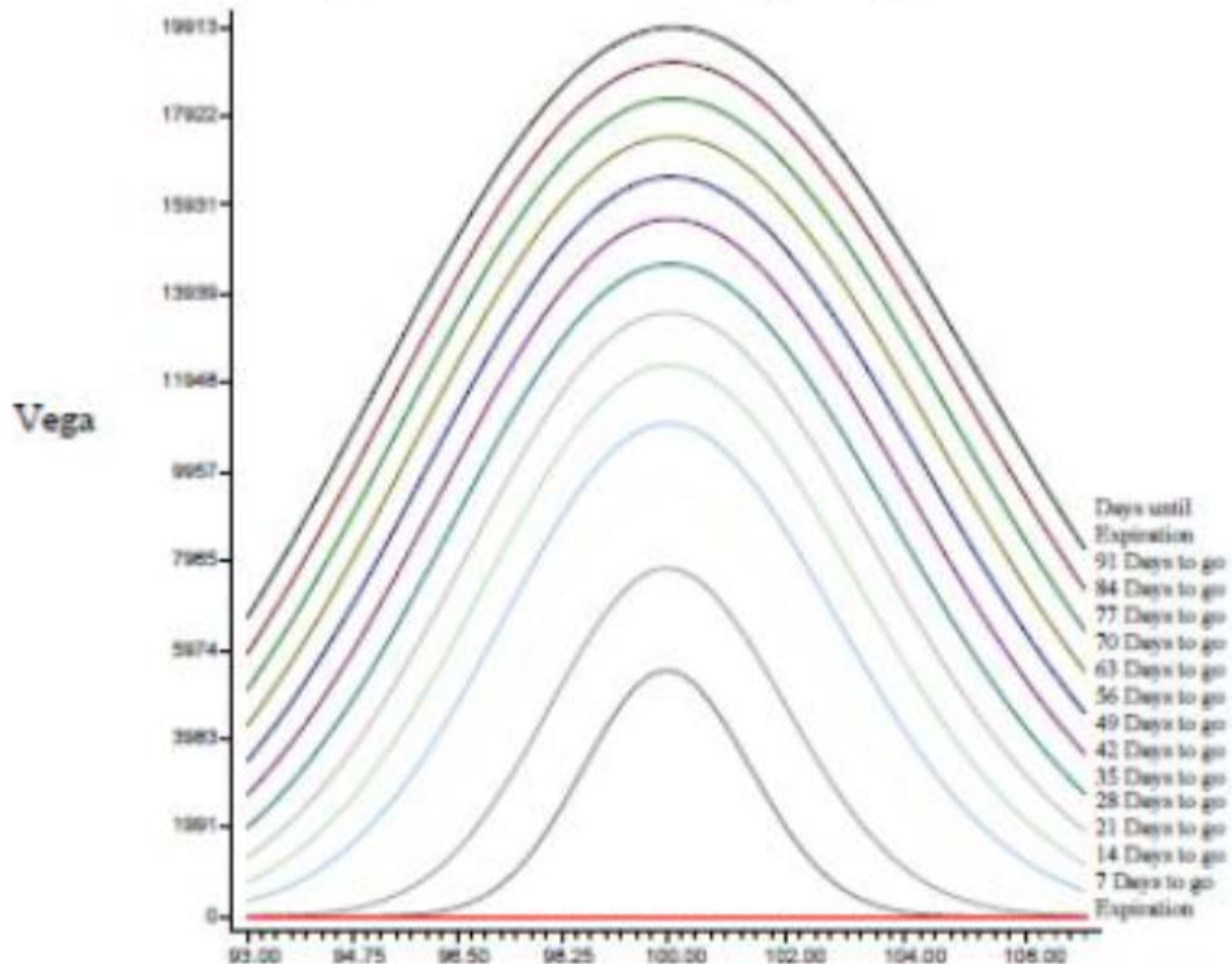
Vega

- 期权价格对资产波动率的偏导数
- 度量了期权价格对标的资产波动率的敏感性
- 定义 $\Lambda = \frac{\partial \Pi}{\partial \sigma}$
- 欧式期权的Vega为

$$\Lambda_c = \Lambda_p = S e^{-qT} \sqrt{T} N'(d_1)$$

- Vega的符号与gamma相同
- 下图给出了long call的vega动态图
 - 平值期权对于波动率最敏感
 - 随着到期日临近，vega逐渐减小
 - 长期的平值期权的vega值最高

100*100 Strike Vega Over Time – From 91 Days to Expiration, 10% Volatility, .01% Interest and Using Black-Scholes Futures Style Margin



Rho

- 期权价格对无风险利率的偏导数
- 度量了期权价格对无风险利率的敏感性
- 定义为

$$\rho = \frac{\partial \Pi}{\partial r}$$

- 欧式期权的**Rho**为

$$\rho_c = Ke^{-rT}TN(d_2), \quad \rho_p = -Ke^{-rT}TN(-d_2)$$

- 国内的利率自由化程度很低，不展开讨论

期权交易策略简介

- 期权交易策略的选择
- 买入期权策略 **Long Option Strategies**
- 价差期权策略 **Spreading**
- 蝶式期权 **Butterfly**

期权交易策略的选择

Vol\Spot	Bearish	Neutural	Bullish
Bearish	long put	long straddle/strangle	long call
Neutural	bear spread		bull spread
Bullish	short call	short straddle/strangle	short put

买入期权策略 Long Option Strategies

- Purchase of a single option
- or purchase of an option in the form of a strangle or straddle
- Limited risk and unlimited reward

买入期权的局限性 Limitations of Long

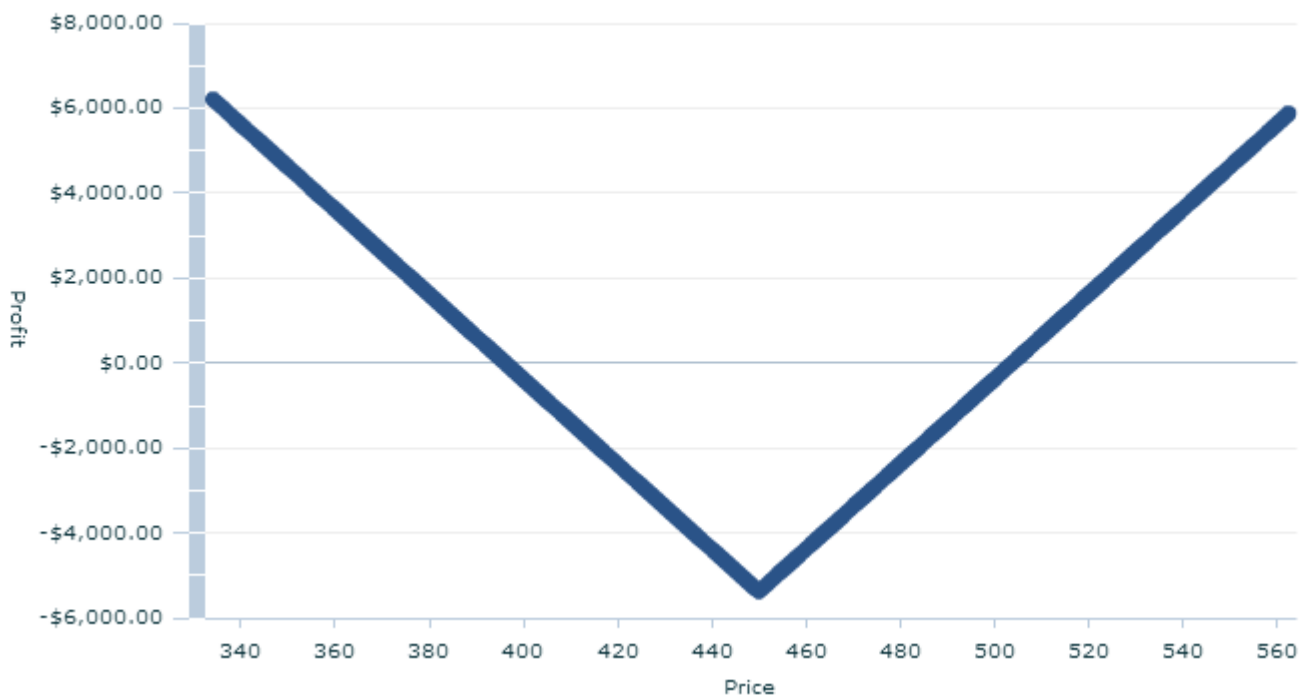
- **Time decay**
 - Trading @2.20, buys a 2.40 call with 2 months left
 - On the day of expiration, market trading @2.38
 - Loss of the option premium
- **80/20 rule**
 - 80% of the all options expires worthless
- **Time limit**
- **Market direction**
 - 66% chance of loss immediately after entering the trade

何时买入期权 When to Long Options

- **Low volatility**
- **Extreme prices**
- **Quiet markets**

买入跨式期权 Long Straddle

- **When to Use**
 - Market will move sharply but do not know the direction
 - Good to use when market has been flat or trading in a narrow range and a breakout is expected
- **Profit Profile**
 - Unlimited potential in either direction
 - BE on call side = strike price + premium + tran cost
 - BE on put side = strike price - premium - tran cost
- **Risk**
 - Limited to paid for spread + commission + fees
 - Maximum loss reaches if market is at strike price



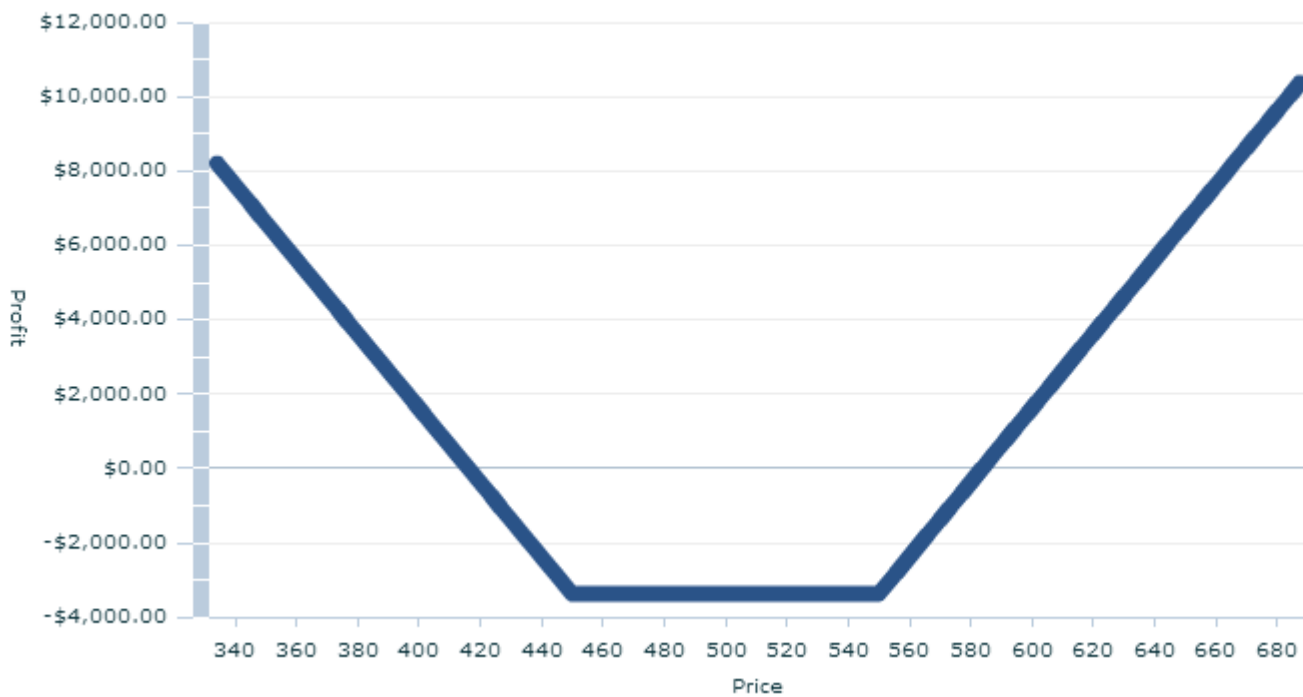
Current Price: \$445.52

Price	Profit / Loss	ROI %
334.14	\$6,210.00	115.51%
377.97	\$1,827.30	33.99%
396.24	\$0.00	0.00%
424.10	(\$2,786.00)	-51.82%
450.00	(\$5,376.00)	-100.00%
470.23	(\$3,352.70)	-62.36%
503.76	\$0.00	0.00%
516.37	\$1,260.70	23.45%
562.50	\$5,874.00	109.26%

 Second Plot Date

买入鞍式期权 Long Strangle

- **When to Use**
 - Market is range bound, expect it to break out by making a large move, but direction is hard to predict
 - Similar to straddle, but less expensive, should also be done during times of low volatility and premium
- **Profit Profile**
 - Unlimited potential in either direction
 - BE on call side = strike price + premium + tran cost
 - BE on put side = strike price - premium - tran cost
- **Risk**
 - Limited to paid for spread + commission + fees
 - Maximum loss reaches if market is between two strikes



Current Price: \$445.52

Price	Profit / Loss	ROI %
334.14	\$8,205.00	242.68%
401.96	\$1,423.30	42.10%
416.19	\$0.00	0.00%
450.00	(\$3,381.00)	-100.00%
473.34	(\$3,381.00)	-100.00%
544.73	(\$3,381.00)	-100.00%
550.00	(\$3,381.00)	-100.00%
583.81	\$0.00	0.00%
616.11	\$3,230.40	95.55%
687.50	\$10,369.00	306.68%

 Second Plot Date

牛市价差期权 Bull Call Spread

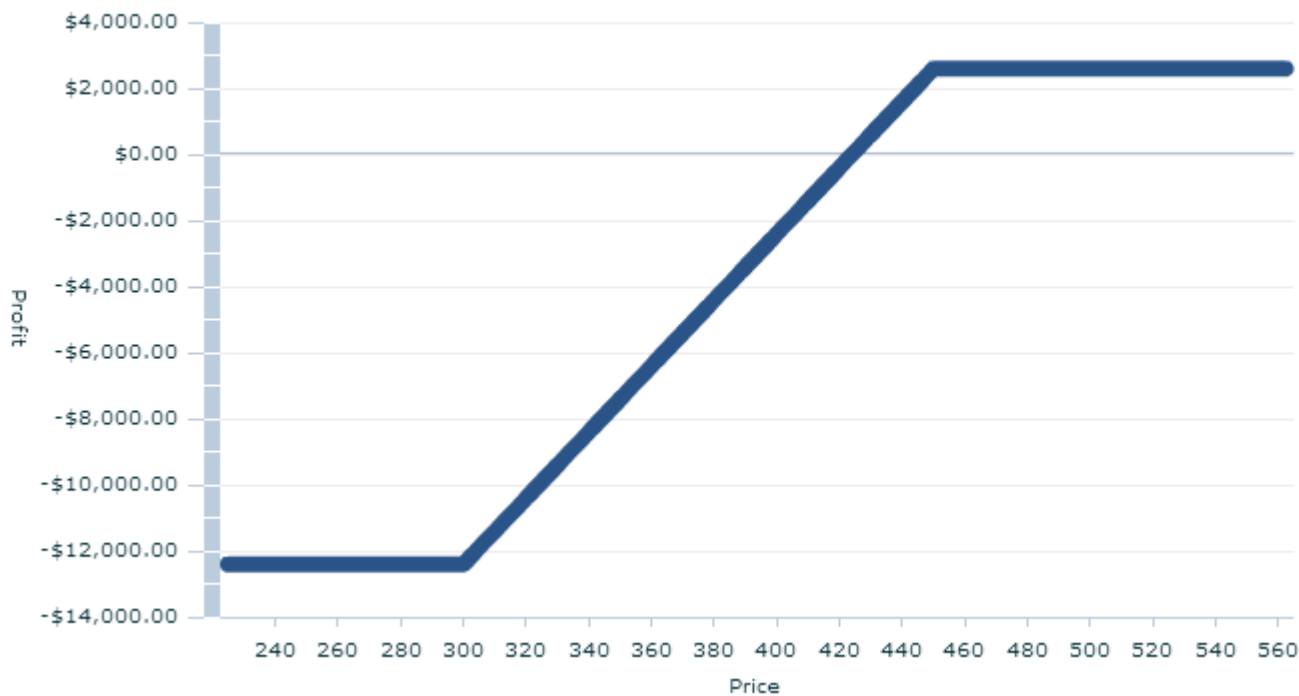
- **When to Use**
 - Believe market is not going down (bullish)
 - Unwilling to accept unlimited loss potential
- **Profit Profile**
 - Profit limited to premium collected – tran cost
 - Profit maximize if market is at/above the strike price of short put
 - $RBE = \text{Short Strike} - \text{Net Premium Collected} + \text{Cost}$

• Risk

- Limited by buying the distant option
- Maximum loss is difference between short and long option strike prices – premium collected + trans cost
- Maximum loss occurs when market is at/below long put strike price

Bull Spread

- Long 300 Call/Short 450 Call



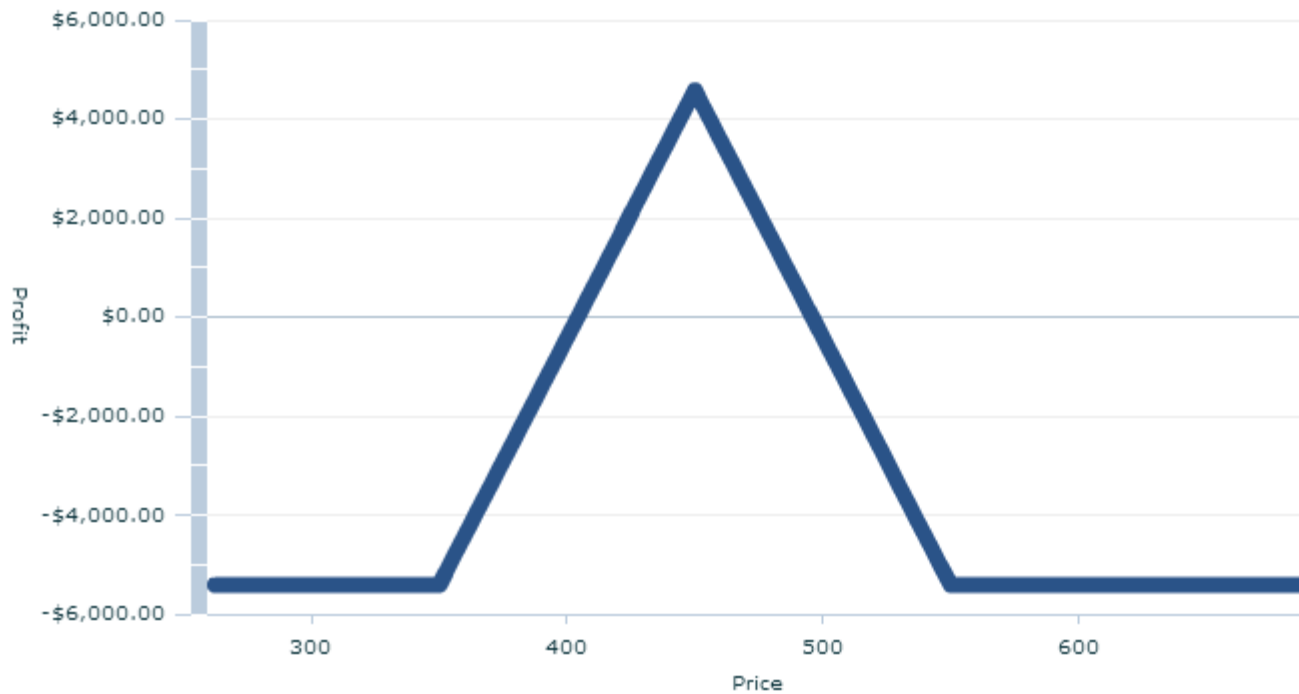
Current Price: \$445.52

Price	Profit / Loss	ROI %
225.00	(\$12,414.00)	-100.00%
289.77	(\$12,414.00)	-100.00%
300.00	(\$12,414.00)	-100.00%
357.95	(\$6,618.50)	-53.31%
424.14	\$0.00	0.00%
426.14	\$199.60	1.61%
450.00	\$2,586.00	20.83%
494.32	\$2,586.00	20.83%
562.50	\$2,586.00	20.83%



Second Plot Date

Long Butterfly



Current Price: \$445.52

Price	Profit / Loss	ROI %
262.50	(\$5,414.00)	-100.00%
344.07	(\$5,414.00)	-100.00%
350.00	(\$5,414.00)	-100.00%
404.14	\$0.00	0.00%
429.92	\$2,578.40	47.62%
450.00	\$4,586.00	84.71%
495.86	\$0.00	0.00%
515.78	(\$1,992.30)	-36.80%
550.00	(\$5,414.00)	-100.00%
601.64	(\$5,414.00)	-100.00%
687.50	(\$5,414.00)	-100.00%

 Second Plot Date

应用Greeks管理期权策略

Manage options strategies via Greeks

- **Basics**
- **Spreading**
- **Portfolio manager's favorites**
- **Volatility trader**

Basics

- Outright call
- Outright put

Spreading

- **Bull spread**
- **Bear spread**

Portfolio managers' favorites

- Covered call
- Covered put

Volatility Trader

- **Straddle**
- **Strangle**